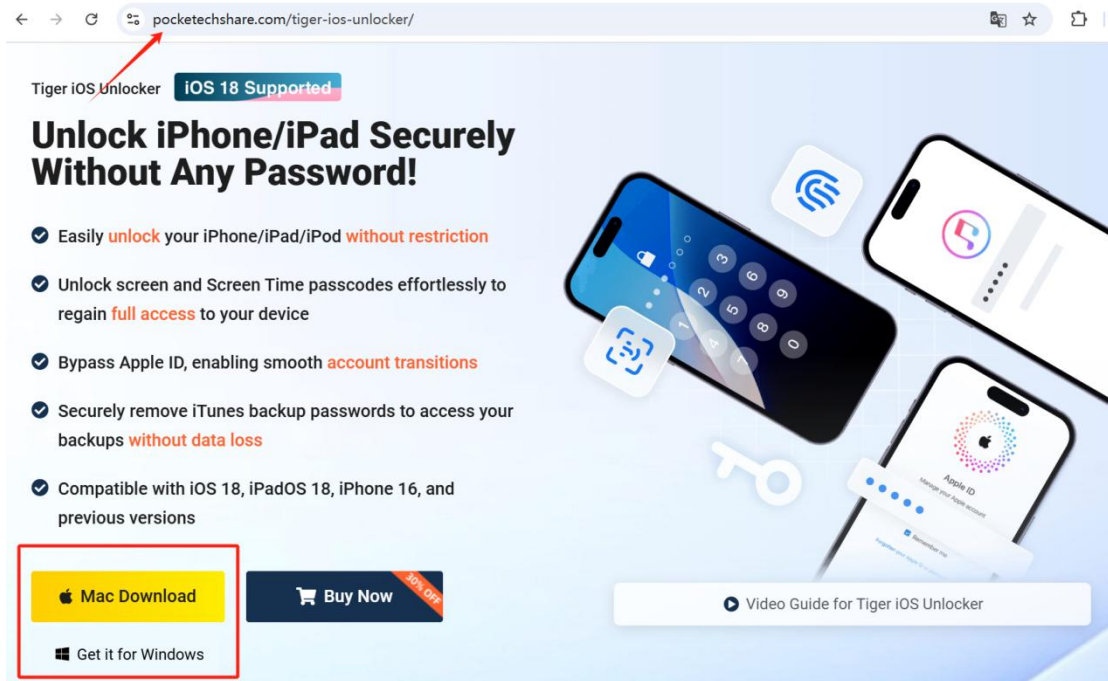


How to unlock devices

1. Get desktop companion

Open <https://www.pocketechshare.com/tiger-ios-unlocker/> with a browser on your computer, to get it!

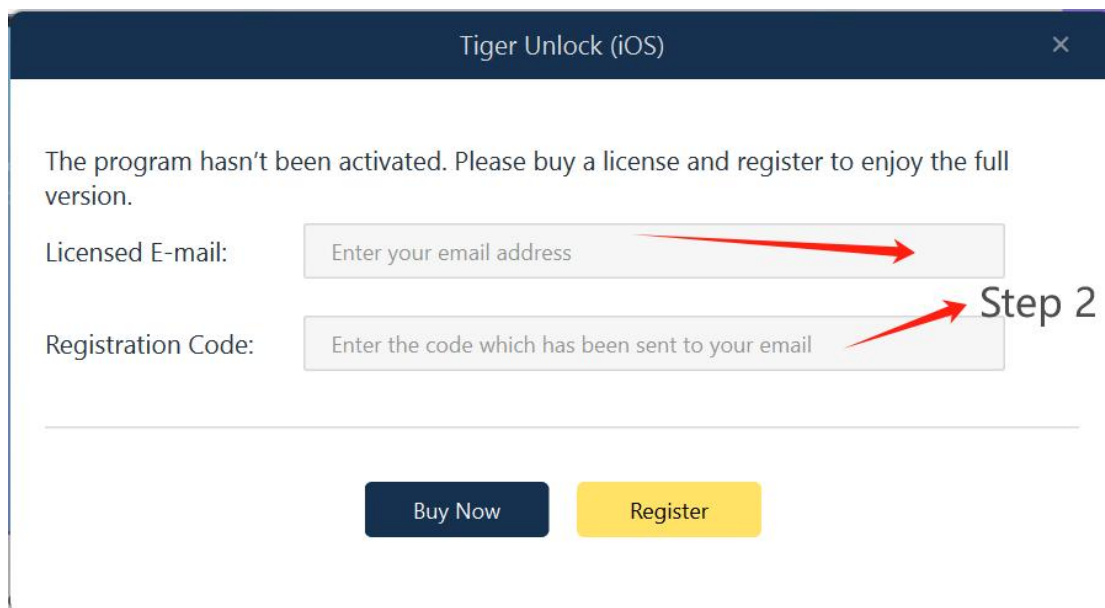
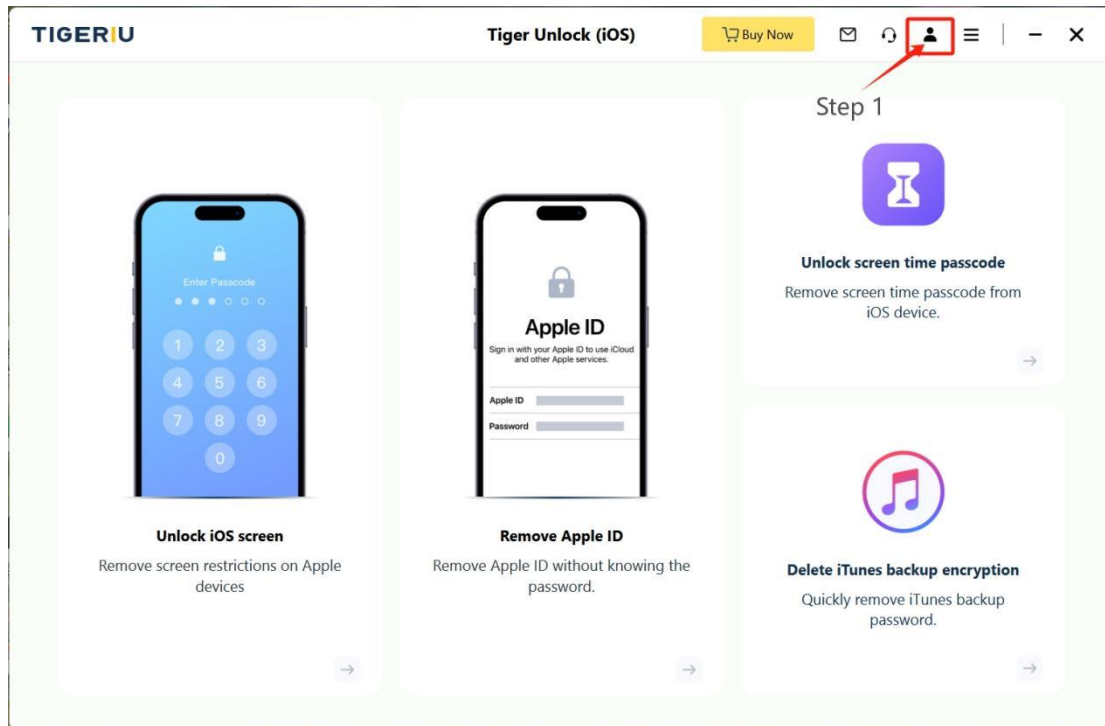


2. Watch the video tutorial

Open <https://youtu.be/rvBwzLYGREI> to watch the video!

Tip: How to activate the software?

After completing the purchase, inquire for the activation code via email. Open tiger iOS unlocker, click on the upper right corner, enter the license email and activation code, and complete the login.



3. Here are some common problems about unlock.

A. About preparation

1) Do I have to use a computer?

Yes, the phone must be connected to the computer to unlock using our software.

2) Are there any requirements for the data cable?

The data cables on the market are basically available, and the original data cables are the best.

Tips: Being able to charge is not the only indicator of normal data cable. Some old data cables can be charged, but there may be no data transmission function, if your phone has not been connected to the computer, you can try to change a data cable.

3) Are there any requirements for computers?

With no special requirements, we support Windows and macOS.

B. About connecting

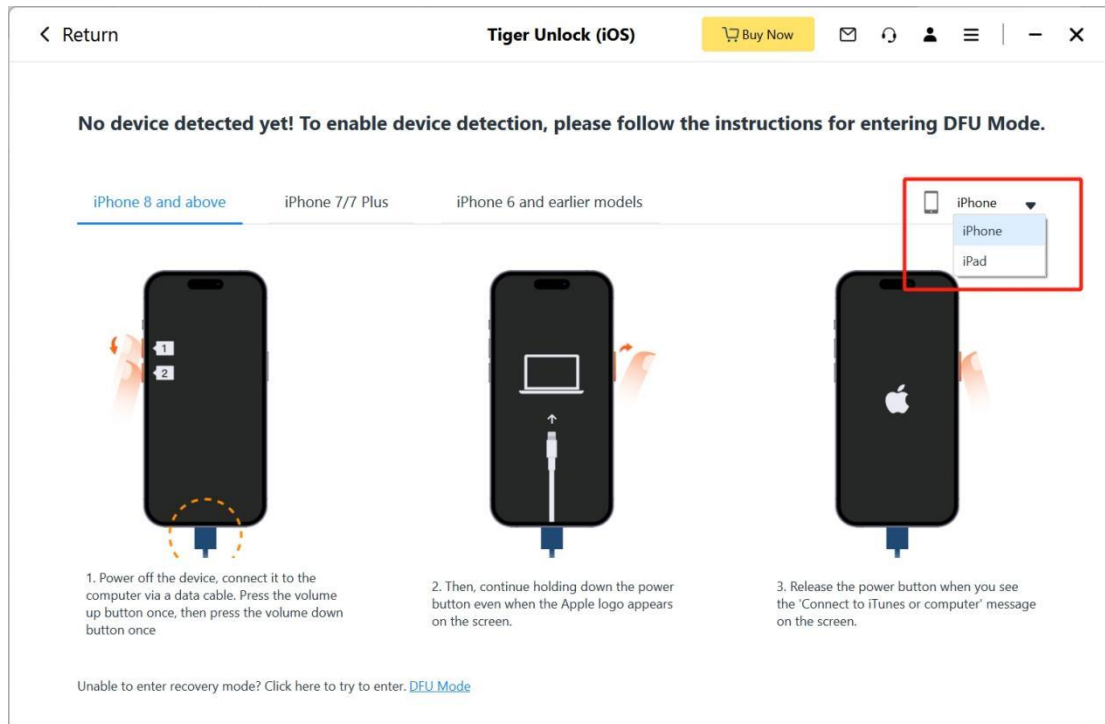
1) What should I do if my phone can't connect to the computer?

Restart your computer, turn it back on or reinstall the software to try. Or try plugging and unplugging your phone multiple times.

Note: Using public computers (such as company computers, Internet cafe computers) may cause the software to be unable to recognize your device.

2) How do I unlock my iPad?

Select the data type you need to unlock, click start removal, and select iPad in the upper right corner to switch.



3) Why can't I enter recovery mode?

You can directly click on the DFU mode in the lower left corner.

